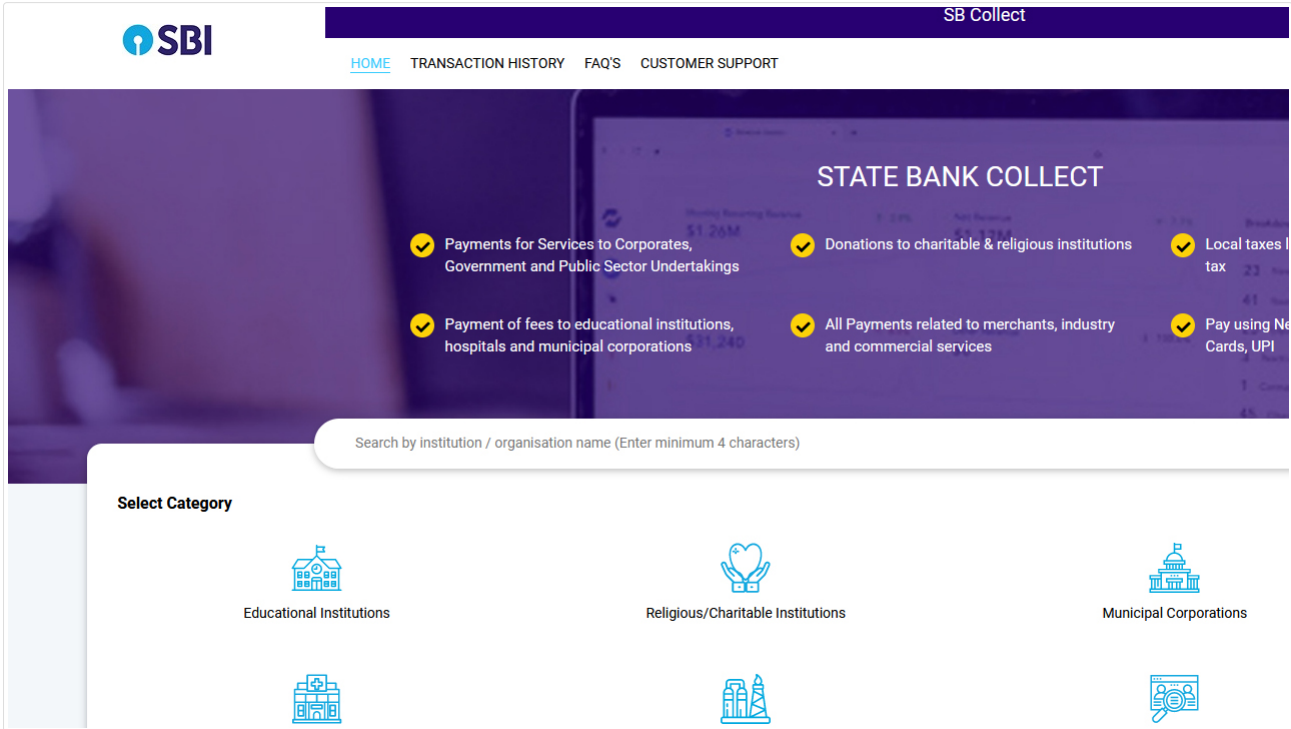
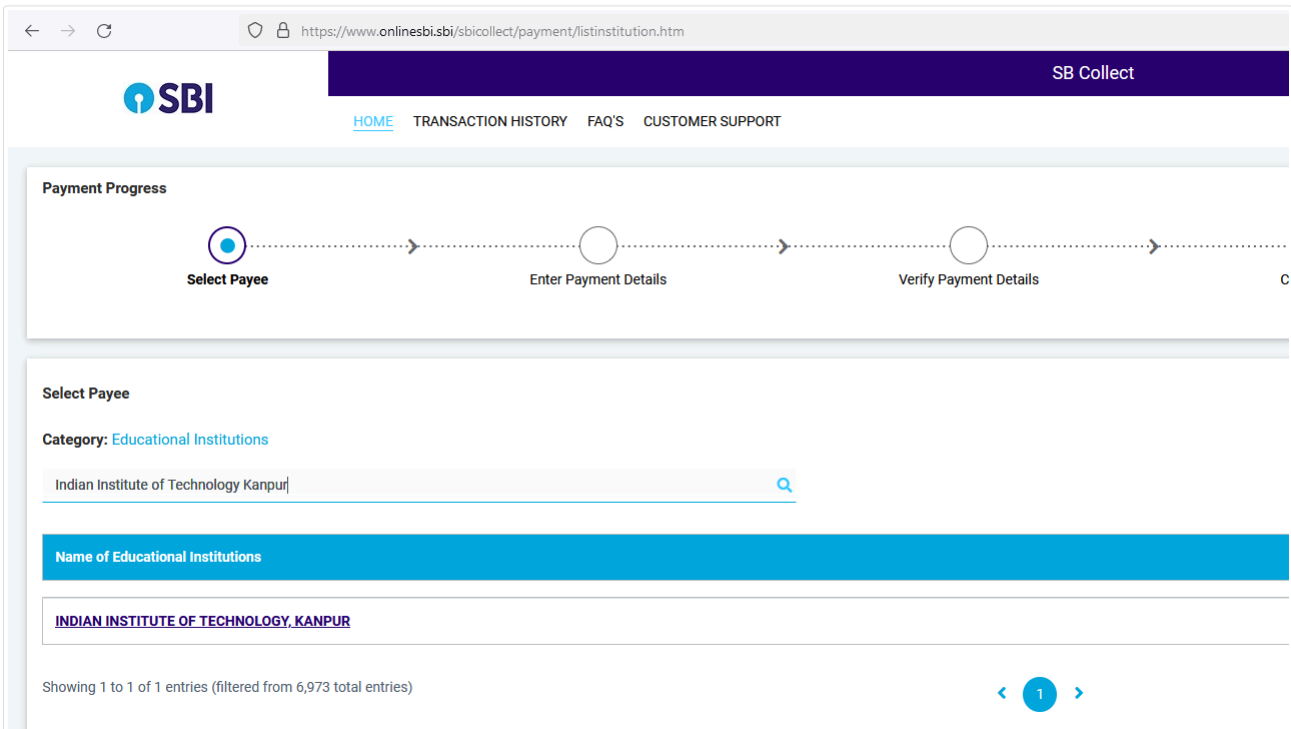


# How to Pay the FEES using SBI Collect

Step 1: Click on "Educational Institutions"



Step 2: Select "Indian Institute of Technology Kanpur" in Educational Institution



Step 3: Select "Outreach Activities (OOA)" in Payment Category

The screenshot displays the SBI Collect interface for IIT Kanpur. At the top, the SBI logo and navigation links (HOME, TRANSACTION HISTORY, FAQ'S, CUSTOMER SUPPORT) are visible. The 'Payment Progress' section shows a three-step process: 'Select Payee' (completed with a green checkmark), 'Enter Payment Details' (current step with a blue circle), and 'Verify Payment Details' (pending with a white circle). Below this, the IIT Kanpur logo and address are shown. The main content area is titled 'Enter Payment Details' and features a 'Payment Category\*' dropdown menu. The dropdown is open, showing 'out' in the search field and 'Outreach Activities (OOA)' as the selected option. A yellow 'Back' button is located at the bottom right of the form area.

Step 4: Complete the form

Payment Progress

Select Payee → Enter Payment Details → Verify Payment Details → Complete Payment

**INDIAN INSTITUTE OF TECHNOLOGY, KANPUR** | G T ROAD, KALYANPUR , , KANPUR-208016

**Enter Payment Details**

Payment Category\*: Outreach Activities (OOA) ▼

COURSE CODE \* \_\_\_\_\_

COURSE TITLE \* \_\_\_\_\_

COURSE DURATION FROM \* \_\_\_\_\_

COURSE DURATION TO \* \_\_\_\_\_

PARTICIPANT CATEGORY \* -Select PARTICIPANT CATEGORY- ▼

NAME OF PARTICIPANT \* \_\_\_\_\_

NAME OF INSTITUTE/ ORGANISATION \* \_\_\_\_\_

EMAIL ID \* \_\_\_\_\_

MOBILE NO \* \_\_\_\_\_

COURSE FEE \* \_\_\_\_\_

Remarks : \_\_\_\_\_

\* PLEASE MENTION THE RECEIPT NO FOR FUTURE REFERENCE AND ALSO EMAIL A COPY OF THE RECEIPT TO QIP@IITK.AC.IN

**Enter Your Details**

Individual  Organisation / Corporate


Name \* \_\_\_\_\_ Date of Birth \* [dd/mm/yyyy] \_\_\_\_\_

Mobile No \* \_\_\_\_\_ Email ID : \_\_\_\_\_

On successful completion of payment you will receive the transaction reference number on this mobile number

On successful completion of payment, you will receive the transaction reference number on this email ID

I have read and agreed to the [Terms & Conditions](#)

Enter the text as shown in the image \* \_\_\_\_\_ 

Select one of the Captcha options \*

Image Captcha  Audio Captcha

Back Reset Next

<https://www.onlinesbi.sbi/sbicollect/icollecthome.htm> (https://www.onlinesbi.sbi/sbicollect/icollecthome.htm)